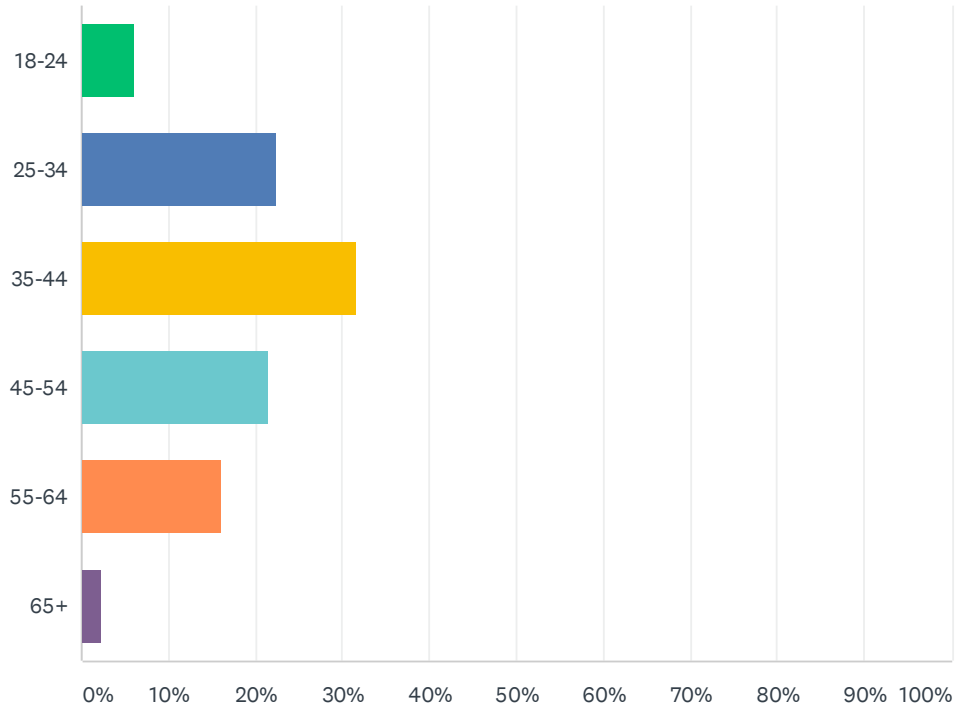


## Q1 What is your age?

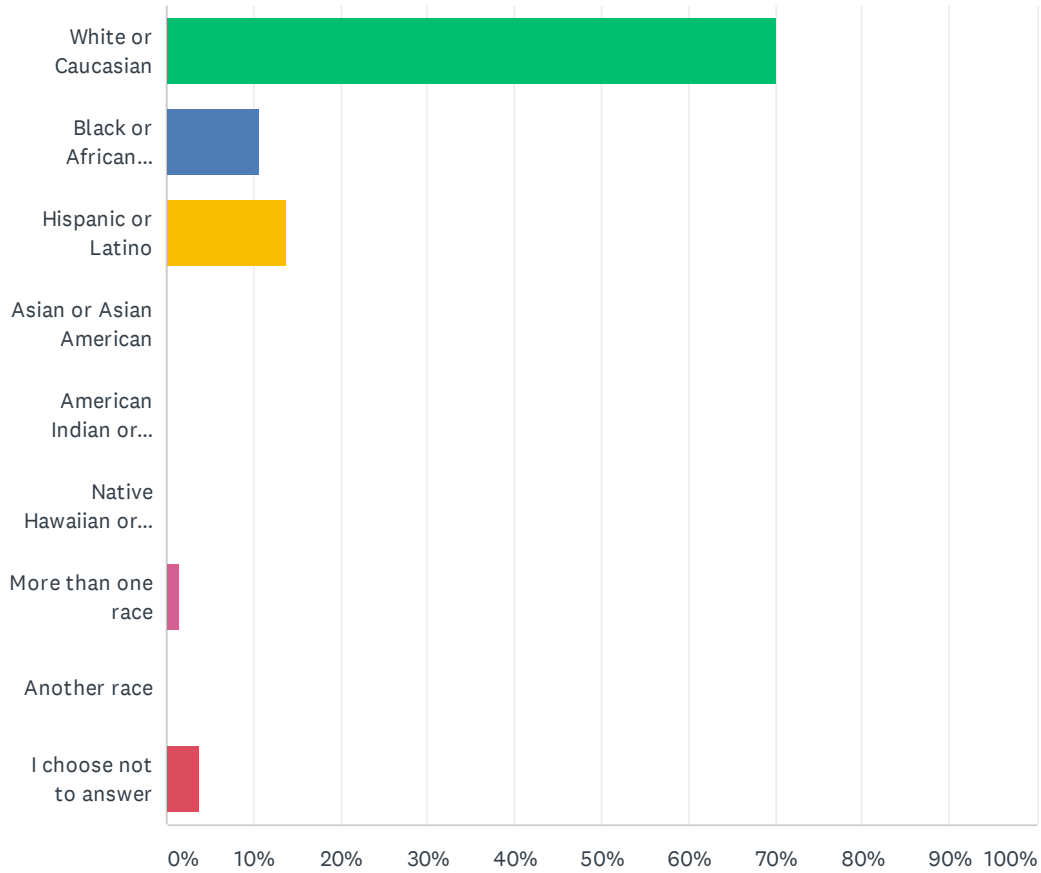
Answered: 130 Skipped: 2



ANSWER CHOICES	RESPONSES
18-24	6.15% 8
25-34	22.31% 29
35-44	31.54% 41
45-54	21.54% 28
55-64	16.15% 21
65+	2.31% 3
<b>TOTAL</b>	<b>130</b>

## Q2 What is your race or ethnicity?

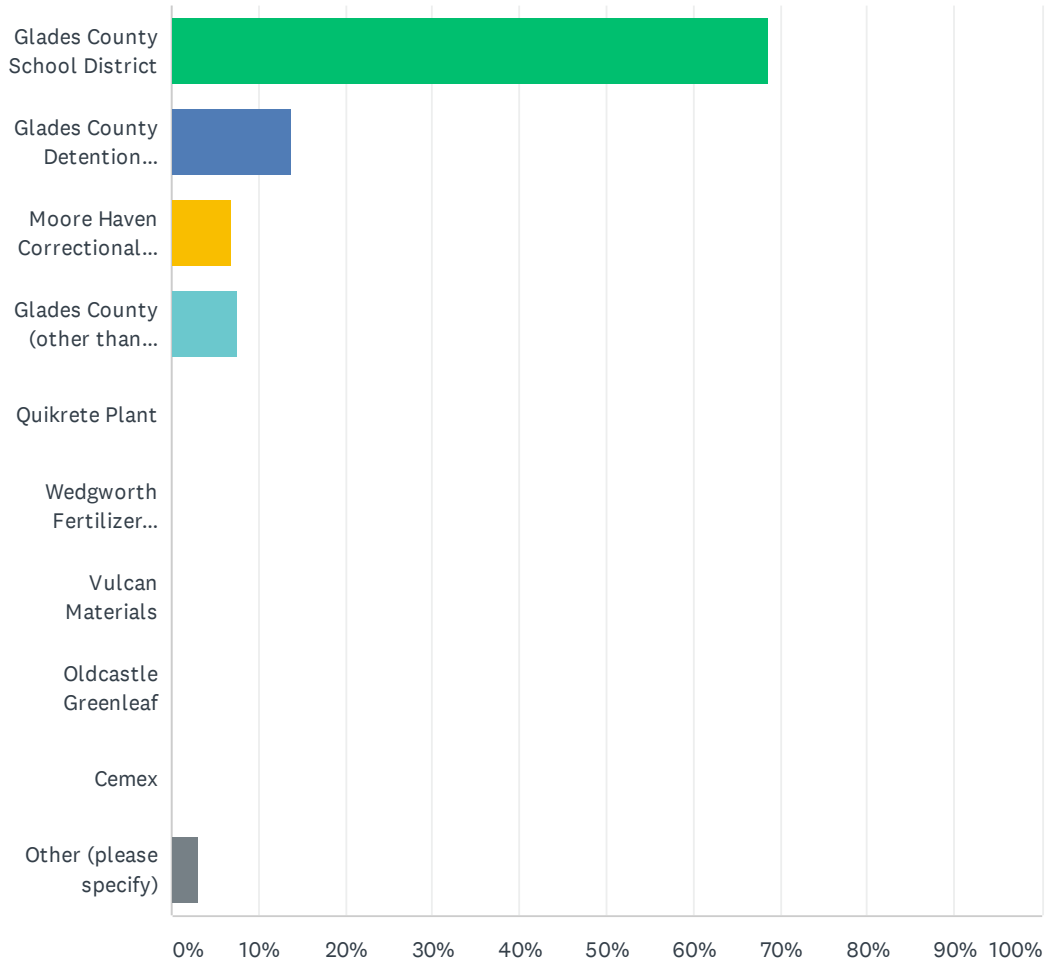
Answered: 130 Skipped: 2



ANSWER CHOICES	RESPONSES	
White or Caucasian	70.00%	91
Black or African American	10.77%	14
Hispanic or Latino	13.85%	18
Asian or Asian American	0.00%	0
American Indian or Alaska Native	0.00%	0
Native Hawaiian or other Pacific Islander	0.00%	0
More than one race	1.54%	2
Another race	0.00%	0
I choose not to answer	3.85%	5
<b>TOTAL</b>		<b>130</b>

### Q3 Select your employer from the list below or enter the business name in "Other".

Answered: 131 Skipped: 1



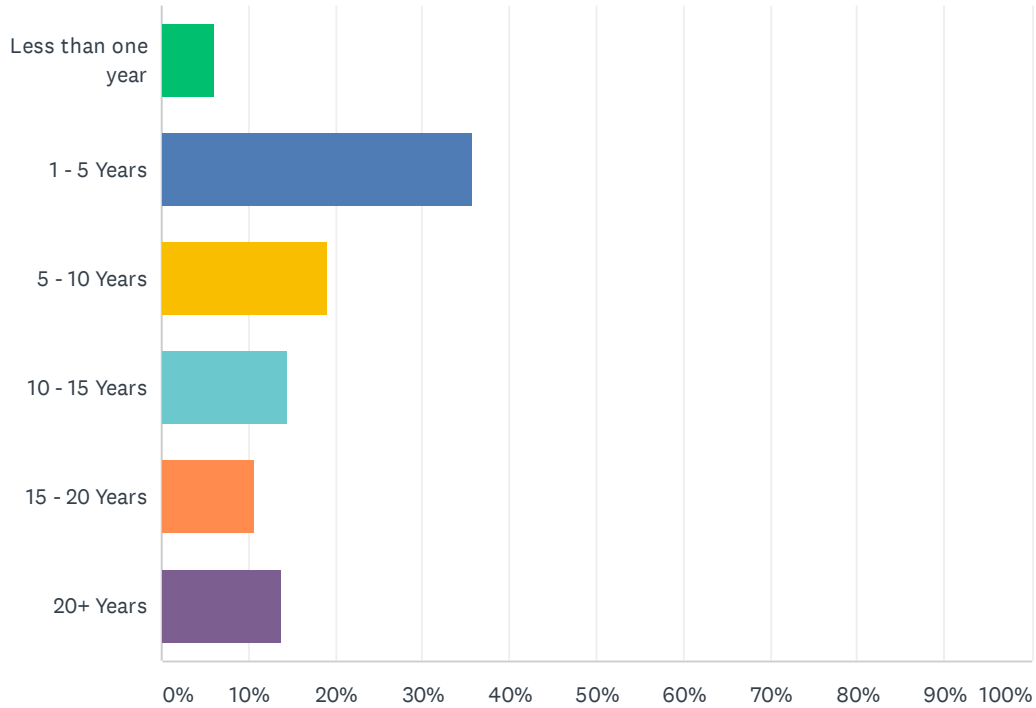
## Moore Haven Housing Survey

ANSWER CHOICES	RESPONSES	
Glades County School District	68.70%	90
Glades County Detention Center / ICE	13.74%	18
Moore Haven Correctional Facility / GEO	6.87%	9
Glades County (other than Detention Center)	7.63%	10
Quikrete Plant	0.00%	0
Wedgworth Fertilizer Plant	0.00%	0
Vulcan Materials	0.00%	0
Oldcastle Greenleaf	0.00%	0
Cemex	0.00%	0
Other (please specify)	3.05%	4
<b>TOTAL</b>		<b>131</b>

#	OTHER (PLEASE SPECIFY)	DATE
1	n	2/4/2020 12:17 PM
2	Private	2/4/2020 9:41 AM
3	Glades County Sheriff's Office	1/30/2020 12:53 PM
4	Glades Electric Cooperative	1/28/2020 6:26 AM

## Q4 How long have you worked for your current employer?

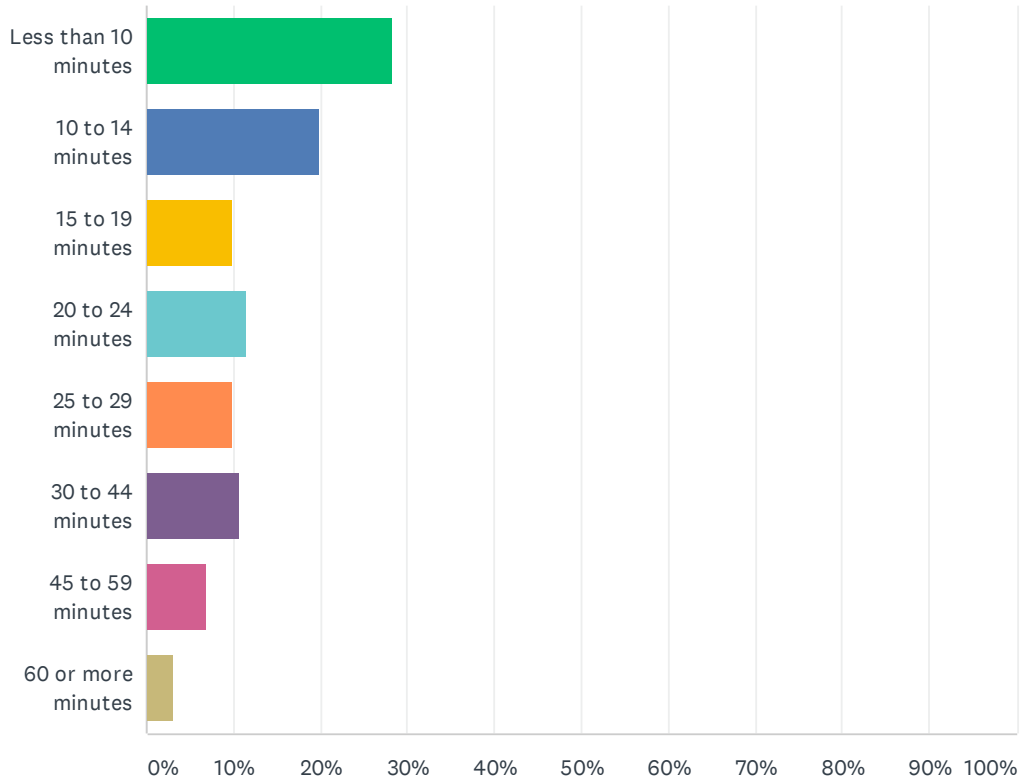
Answered: 131 Skipped: 1



ANSWER CHOICES	RESPONSES	
Less than one year	6.11%	8
1 - 5 Years	35.88%	47
5 - 10 Years	19.08%	25
10 - 15 Years	14.50%	19
15 - 20 Years	10.69%	14
20+ Years	13.74%	18
<b>TOTAL</b>		<b>131</b>

## Q5 What is your current commute to work?

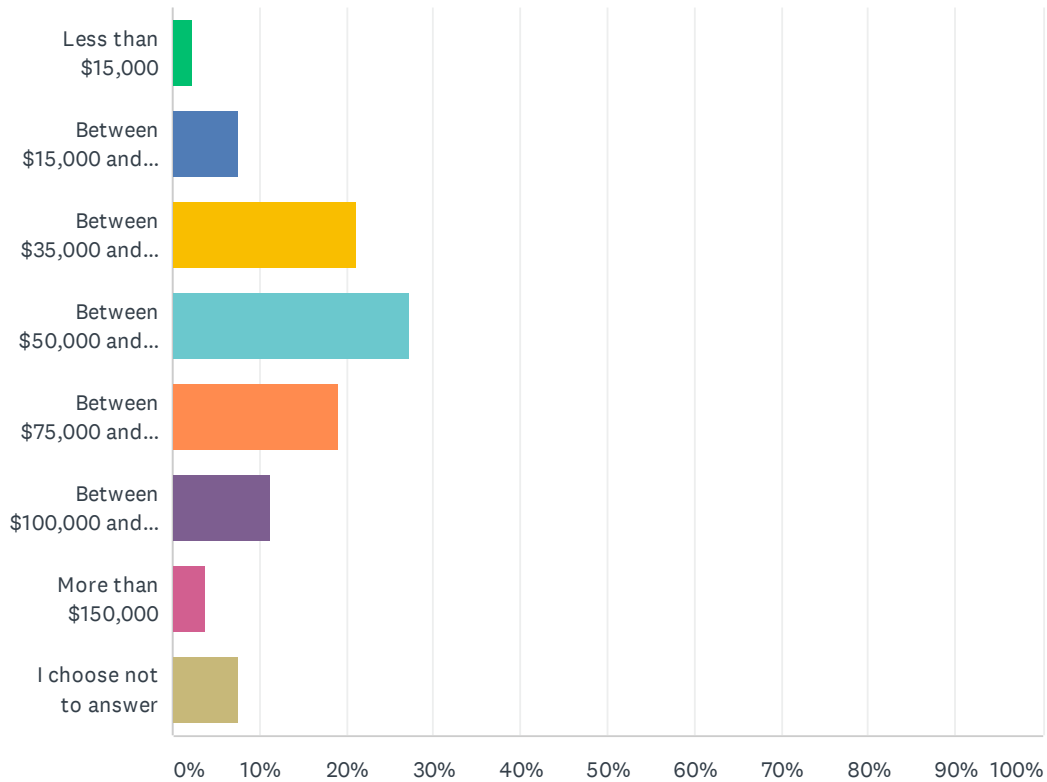
Answered: 131 Skipped: 1



ANSWER CHOICES	RESPONSES	
Less than 10 minutes	28.24%	37
10 to 14 minutes	19.85%	26
15 to 19 minutes	9.92%	13
20 to 24 minutes	11.45%	15
25 to 29 minutes	9.92%	13
30 to 44 minutes	10.69%	14
45 to 59 minutes	6.87%	9
60 or more minutes	3.05%	4
<b>TOTAL</b>		<b>131</b>

**Q6 What was your total gross household income before taxes last year?  
This includes your spouse's income and any additional income sources  
like rental property, investments or interest from a bank account.**

Answered: 132 Skipped: 0



ANSWER CHOICES	RESPONSES	
Less than \$15,000	2.27%	3
Between \$15,000 and \$34,999	7.58%	10
Between \$35,000 and \$49,999	21.21%	28
Between \$50,000 and \$74,999	27.27%	36
Between \$75,000 and \$99,999	18.94%	25
Between \$100,000 and \$150,000	11.36%	15
More than \$150,000	3.79%	5
I choose not to answer	7.58%	10
<b>TOTAL</b>		<b>132</b>

## Q7 What is the ZIP CODE of your current residence?

Answered: 125 Skipped: 7



## Moore Haven Housing Survey

#	RESPONSES	DATE
1	33471	2/20/2020 7:18 AM
2	33471	2/13/2020 8:20 AM
3	34974	2/11/2020 1:37 AM
4	33471	2/10/2020 2:18 PM
5	33471	2/10/2020 7:56 AM
6	33471	2/10/2020 7:49 AM
7	33440	2/9/2020 12:59 AM
8	33935	2/7/2020 5:48 PM
9	33471	2/7/2020 1:52 PM
10	33471	2/7/2020 11:51 AM
11	33930	2/7/2020 10:32 AM
12	33935	2/7/2020 10:16 AM
13	33975	2/7/2020 9:59 AM
14	33935	2/7/2020 8:09 AM
15	33935	2/7/2020 7:24 AM
16	33440	2/7/2020 7:21 AM
17	33935	2/7/2020 7:12 AM
18	33471	2/7/2020 7:09 AM
19	33440	2/7/2020 7:04 AM
20	33975	2/7/2020 7:02 AM
21	33471	2/7/2020 6:59 AM
22	33471	2/7/2020 6:26 AM
23	33935	2/6/2020 4:13 PM
24	33916	2/6/2020 4:11 PM
25	33471	2/6/2020 4:04 PM
26	33440	2/6/2020 3:57 PM
27	33471	2/6/2020 3:14 PM
28	33471	2/6/2020 2:34 PM
29	33471	2/6/2020 2:32 PM
30	33471	2/6/2020 2:24 PM
31	33935	2/6/2020 1:21 PM
32	33935	2/6/2020 11:04 AM
33	33471	2/6/2020 10:24 AM
34	33960	2/6/2020 10:07 AM
35	33440	2/6/2020 6:26 AM
36	33935	2/5/2020 7:44 PM
37	33975	2/5/2020 2:10 PM

## Moore Haven Housing Survey

38	33935	2/5/2020 1:48 PM
39	33471	2/5/2020 1:42 PM
40	33935	2/5/2020 1:34 PM
41	33935	2/5/2020 1:07 PM
42	33471	2/5/2020 1:00 PM
43	33935	2/5/2020 12:58 PM
44	33471	2/5/2020 12:57 PM
45	33935	2/5/2020 12:49 PM
46	33935	2/5/2020 12:42 PM
47	34971	2/5/2020 12:38 PM
48	33944	2/5/2020 12:33 PM
49	33471	2/5/2020 12:20 PM
50	33471	2/5/2020 12:18 PM
51	33471	2/5/2020 10:18 AM
52	33471	2/5/2020 8:23 AM
53	33471	2/5/2020 7:04 AM
54	33471	2/5/2020 5:00 AM
55	33935	2/4/2020 5:44 PM
56	33471	2/4/2020 4:36 PM
57	33471	2/4/2020 2:19 PM
58	33471	2/4/2020 2:08 PM
59	33471	2/4/2020 1:53 PM
60	34972	2/4/2020 1:44 PM
61	33471	2/4/2020 1:36 PM
62	33471	2/4/2020 1:23 PM
63	33935	2/4/2020 1:10 PM
64	33960	2/4/2020 12:59 PM
65	34974	2/4/2020 12:51 PM
66	33471	2/4/2020 12:47 PM
67	33440	2/4/2020 12:22 PM
68	33471	2/4/2020 12:18 PM
69	33471	2/4/2020 12:04 PM
70	33471	2/4/2020 11:51 AM
71	33440	2/4/2020 11:39 AM
72	33471	2/4/2020 11:29 AM
73	33471	2/4/2020 10:40 AM
74	33471	2/4/2020 10:29 AM
75	33471	2/4/2020 9:56 AM

## Moore Haven Housing Survey

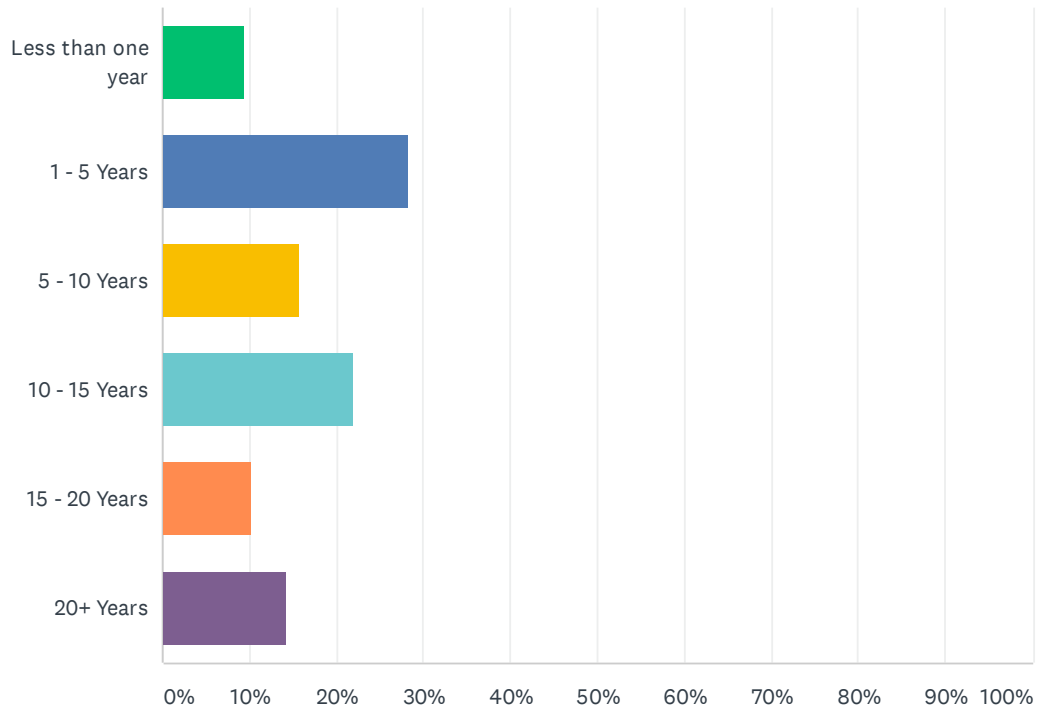
76	33935	2/4/2020 9:53 AM
77	33471	2/4/2020 9:46 AM
78	33471	2/4/2020 9:41 AM
79	33471	2/4/2020 9:37 AM
80	33471	2/4/2020 9:27 AM
81	33471	2/4/2020 9:26 AM
82	33944	2/4/2020 9:24 AM
83	33852	2/4/2020 9:17 AM
84	33471	2/4/2020 9:17 AM
85	33471	2/4/2020 9:12 AM
86	33935	2/4/2020 9:11 AM
87	33440	2/4/2020 9:08 AM
88	33935	2/4/2020 9:06 AM
89	33639	2/4/2020 9:05 AM
90	33935	2/4/2020 9:04 AM
91	33852	2/4/2020 9:03 AM
92	33440	2/4/2020 9:02 AM
93	33471	2/4/2020 8:58 AM
94	33440	2/3/2020 1:09 PM
95	33440	2/3/2020 12:14 PM
96	33440	2/3/2020 10:11 AM
97	33440	2/3/2020 8:18 AM
98	33471	2/3/2020 7:28 AM
99	34974	2/3/2020 7:03 AM
100	33440	2/3/2020 6:43 AM
101	33471	2/3/2020 6:24 AM
102	33955	2/3/2020 3:11 AM
103	33471	2/2/2020 8:30 AM
104	33471	2/2/2020 8:05 AM
105	33935	2/1/2020 1:37 PM
106	33440	2/1/2020 5:09 AM
107	33960	2/1/2020 12:23 AM
108	33935	1/31/2020 6:47 PM
109	33440	1/31/2020 2:09 PM
110	33440	1/31/2020 7:06 AM
111	33974	1/31/2020 6:53 AM
112	33440	1/31/2020 5:21 AM
113	33440	1/30/2020 6:35 PM

# Moore Haven Housing Survey

114	33471	1/30/2020 2:14 PM
115	33935	1/30/2020 1:36 PM
116	33430	1/30/2020 1:35 PM
117	33471	1/30/2020 1:07 PM
118	33471	1/30/2020 12:54 PM
119	33471	1/30/2020 12:43 PM
120	33935	1/30/2020 12:43 PM
121	33440	1/30/2020 12:38 PM
122	33440	1/30/2020 12:33 PM
123	33471	1/30/2020 12:32 PM
124	33905	1/30/2020 12:05 PM
125	33852	1/28/2020 6:27 AM

## Q8 How long have you lived at your current residence?

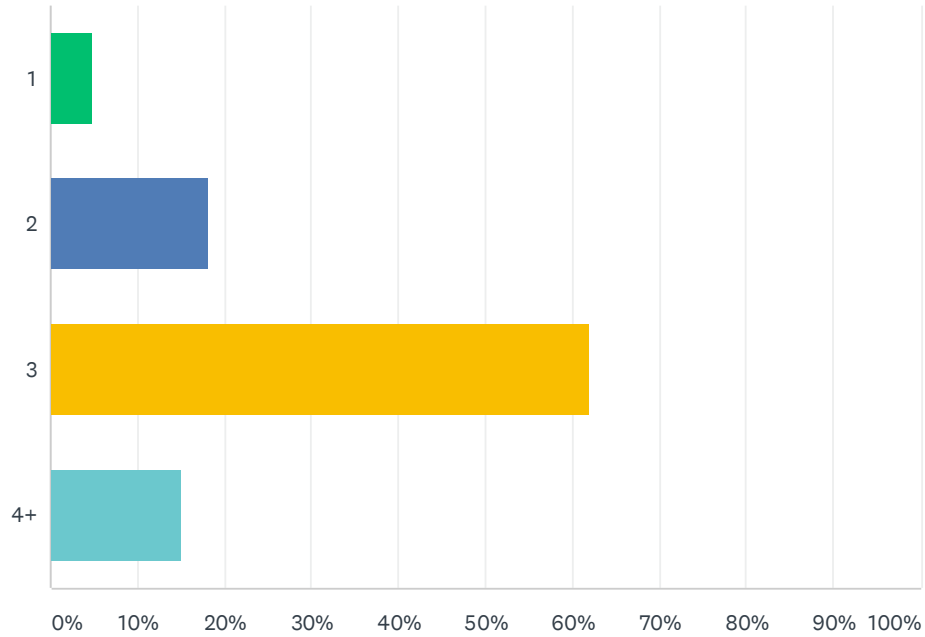
Answered: 127 Skipped: 5



ANSWER CHOICES	RESPONSES	
Less than one year	9.45%	12
1 - 5 Years	28.35%	36
5 - 10 Years	15.75%	20
10 - 15 Years	22.05%	28
15 - 20 Years	10.24%	13
20+ Years	14.17%	18
<b>TOTAL</b>		<b>127</b>

## Q9 In your current residence, how many bedrooms are there?

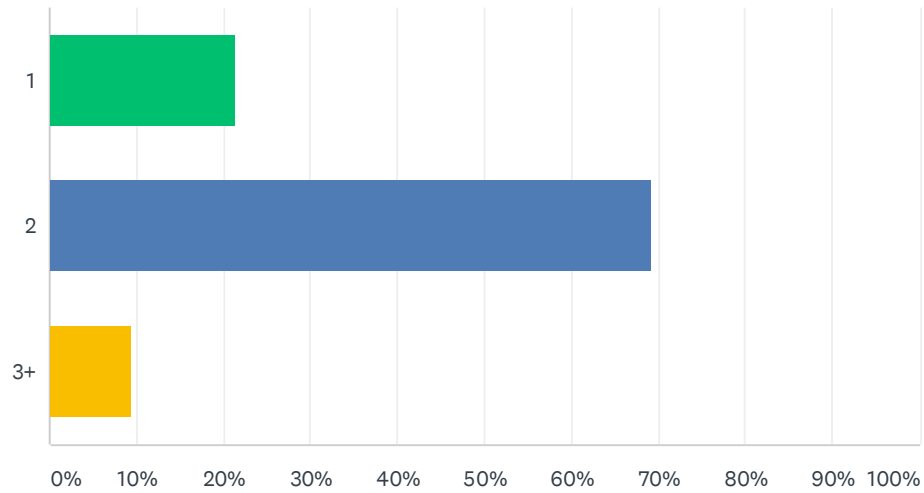
Answered: 126 Skipped: 6



ANSWER CHOICES	RESPONSES	
1	4.76%	6
2	18.25%	23
3	61.90%	78
4+	15.08%	19
TOTAL		126

### Q10 In your current residence, how many bathrooms are there?

Answered: 127 Skipped: 5



ANSWER CHOICES	RESPONSES	
1	21.26%	27
2	69.29%	88
3+	9.45%	12
TOTAL		127

**Q11 Including children, how many people currently live in your household?**

Answered: 125 Skipped: 7



## Moore Haven Housing Survey

#	RESPONSES	DATE
1	4	2/20/2020 7:18 AM
2	3	2/13/2020 8:20 AM
3	2	2/11/2020 1:37 AM
4	8	2/10/2020 2:18 PM
5	2	2/10/2020 7:56 AM
6	2	2/10/2020 7:49 AM
7	4	2/9/2020 12:59 AM
8	3	2/7/2020 5:48 PM
9	1	2/7/2020 1:52 PM
10	4	2/7/2020 11:51 AM
11	4	2/7/2020 10:32 AM
12	1	2/7/2020 10:16 AM
13	2	2/7/2020 9:59 AM
14	3	2/7/2020 8:09 AM
15	4	2/7/2020 7:24 AM
16	4	2/7/2020 7:21 AM
17	4	2/7/2020 7:12 AM
18	2	2/7/2020 7:09 AM
19	5	2/7/2020 7:04 AM
20	3	2/7/2020 7:02 AM
21	2	2/7/2020 6:59 AM
22	4	2/7/2020 6:26 AM
23	4	2/6/2020 4:13 PM
24	2	2/6/2020 4:11 PM
25	1	2/6/2020 4:04 PM
26	6	2/6/2020 3:57 PM
27	3	2/6/2020 3:14 PM
28	4	2/6/2020 2:34 PM
29	2	2/6/2020 2:32 PM
30	5	2/6/2020 2:24 PM
31	3	2/6/2020 1:21 PM
32	5	2/6/2020 11:04 AM
33	4	2/6/2020 10:24 AM
34	5	2/6/2020 10:07 AM
35	2	2/6/2020 6:26 AM
36	3	2/5/2020 7:44 PM
37	3	2/5/2020 2:10 PM

## Moore Haven Housing Survey

38	0	2/5/2020 1:48 PM
39	2	2/5/2020 1:42 PM
40	3	2/5/2020 1:34 PM
41	6	2/5/2020 1:07 PM
42	2	2/5/2020 1:00 PM
43	5	2/5/2020 12:58 PM
44	5	2/5/2020 12:57 PM
45	2	2/5/2020 12:49 PM
46	0	2/5/2020 12:42 PM
47	4	2/5/2020 12:38 PM
48	2	2/5/2020 12:33 PM
49	2	2/5/2020 12:20 PM
50	5	2/5/2020 12:18 PM
51	2	2/5/2020 10:18 AM
52	2	2/5/2020 8:23 AM
53	0	2/5/2020 7:04 AM
54	2	2/5/2020 5:00 AM
55	4	2/4/2020 5:44 PM
56	2	2/4/2020 4:36 PM
57	3	2/4/2020 2:19 PM
58	4	2/4/2020 2:08 PM
59	4	2/4/2020 1:53 PM
60	2	2/4/2020 1:44 PM
61	5	2/4/2020 1:36 PM
62	5	2/4/2020 1:23 PM
63	4	2/4/2020 1:10 PM
64	4	2/4/2020 12:59 PM
65	2	2/4/2020 12:51 PM
66	5	2/4/2020 12:47 PM
67	2	2/4/2020 12:22 PM
68	3	2/4/2020 12:18 PM
69	1	2/4/2020 12:04 PM
70	4	2/4/2020 11:51 AM
71	4	2/4/2020 11:39 AM
72	4	2/4/2020 11:29 AM
73	4	2/4/2020 10:40 AM
74	2	2/4/2020 10:29 AM
75	2	2/4/2020 9:56 AM

## Moore Haven Housing Survey

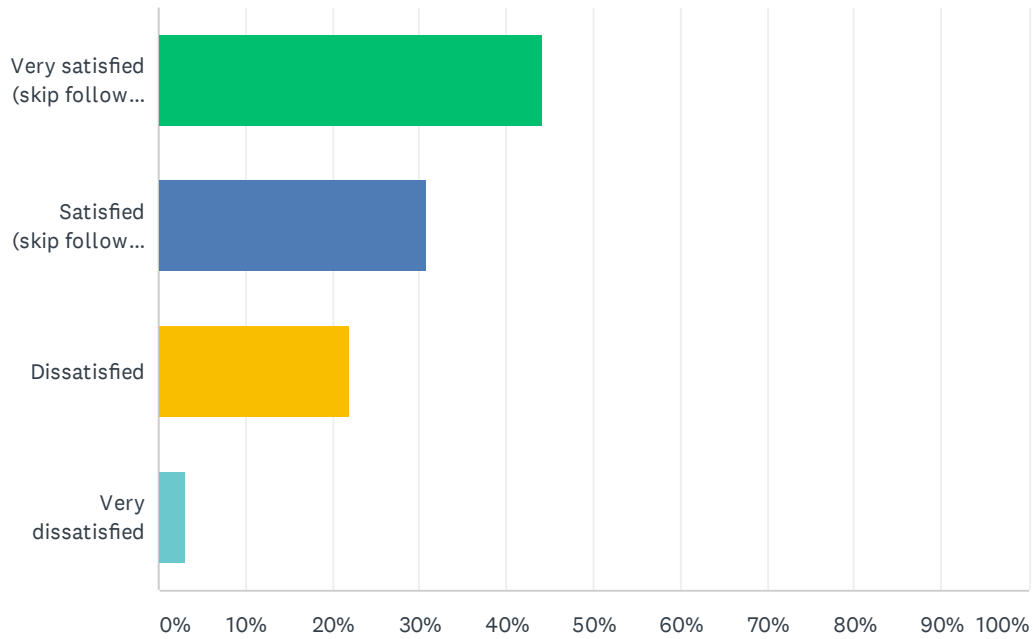
76	4	2/4/2020 9:53 AM
77	2	2/4/2020 9:46 AM
78	1	2/4/2020 9:41 AM
79	2	2/4/2020 9:37 AM
80	4	2/4/2020 9:27 AM
81	4	2/4/2020 9:26 AM
82	4	2/4/2020 9:24 AM
83	0	2/4/2020 9:17 AM
84	3	2/4/2020 9:17 AM
85	2	2/4/2020 9:12 AM
86	4	2/4/2020 9:11 AM
87	4	2/4/2020 9:08 AM
88	4	2/4/2020 9:06 AM
89	4	2/4/2020 9:05 AM
90	3	2/4/2020 9:04 AM
91	2	2/4/2020 9:03 AM
92	2	2/4/2020 9:02 AM
93	4	2/4/2020 8:58 AM
94	1	2/3/2020 1:09 PM
95	4	2/3/2020 12:14 PM
96	3	2/3/2020 10:11 AM
97	5	2/3/2020 8:18 AM
98	3	2/3/2020 7:28 AM
99	5	2/3/2020 7:03 AM
100	3	2/3/2020 6:43 AM
101	2	2/3/2020 6:24 AM
102	2	2/3/2020 3:11 AM
103	3	2/2/2020 8:30 AM
104	5	2/2/2020 8:05 AM
105	6	2/1/2020 1:37 PM
106	4	2/1/2020 5:09 AM
107	1	2/1/2020 12:23 AM
108	2	1/31/2020 6:47 PM
109	2	1/31/2020 2:09 PM
110	2	1/31/2020 7:06 AM
111	4	1/31/2020 6:53 AM
112	6	1/31/2020 5:21 AM
113	2	1/30/2020 6:35 PM

# Moore Haven Housing Survey

114	my fiance	1/30/2020 2:14 PM
115	4	1/30/2020 1:36 PM
116	6	1/30/2020 1:35 PM
117	0	1/30/2020 1:07 PM
118	2	1/30/2020 12:54 PM
119	5	1/30/2020 12:43 PM
120	4	1/30/2020 12:43 PM
121	2	1/30/2020 12:38 PM
122	1	1/30/2020 12:33 PM
123	6	1/30/2020 12:32 PM
124	4	1/30/2020 12:05 PM
125	2	1/28/2020 6:27 AM

## Q12 How satisfied are you with your current housing?

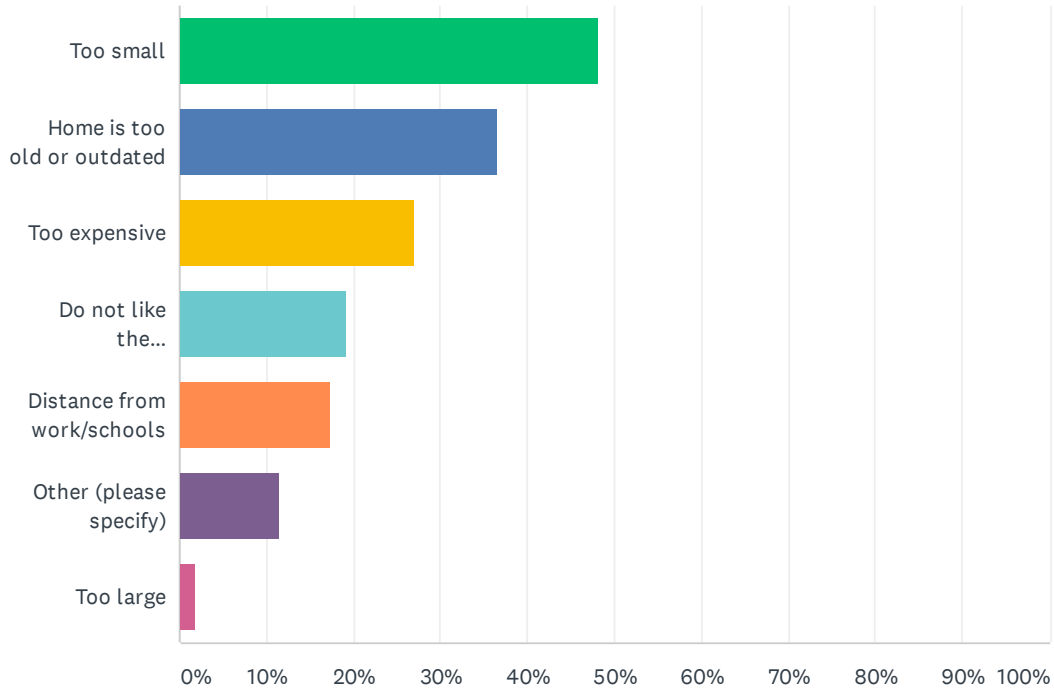
Answered: 127 Skipped: 5



ANSWER CHOICES	RESPONSES	
Very satisfied (skip following question)	44.09%	56
Satisfied (skip following question)	30.71%	39
Dissatisfied	22.05%	28
Very dissatisfied	3.15%	4
<b>TOTAL</b>		<b>127</b>

### Q13 What are your main reasons that you are dissatisfied with your current housing (select all that apply)?

Answered: 52 Skipped: 80

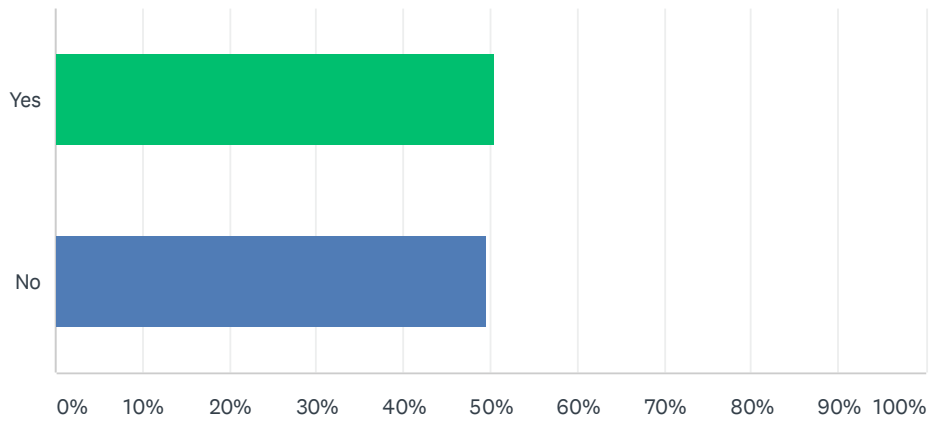


ANSWER CHOICES	RESPONSES
Too small	48.08% 25
Home is too old or outdated	36.54% 19
Too expensive	26.92% 14
Do not like the neighborhood	19.23% 10
Distance from work/schools	17.31% 9
Other (please specify)	11.54% 6
Too large	1.92% 1
Total Respondents: 52	

#	OTHER (PLEASE SPECIFY)	DATE
1	Drug House next door	2/7/2020 11:51 AM
2	I like my home	2/7/2020 6:59 AM
3	I am not dissatisfied.	2/5/2020 12:42 PM
4	n	2/4/2020 12:18 PM
5	Daughter shows animals and can't have them at home	2/4/2020 8:58 AM
6	Live with in laws	2/2/2020 8:05 AM

Q14 Do you plan to find new housing within the next five years? If NO, skip the following question.

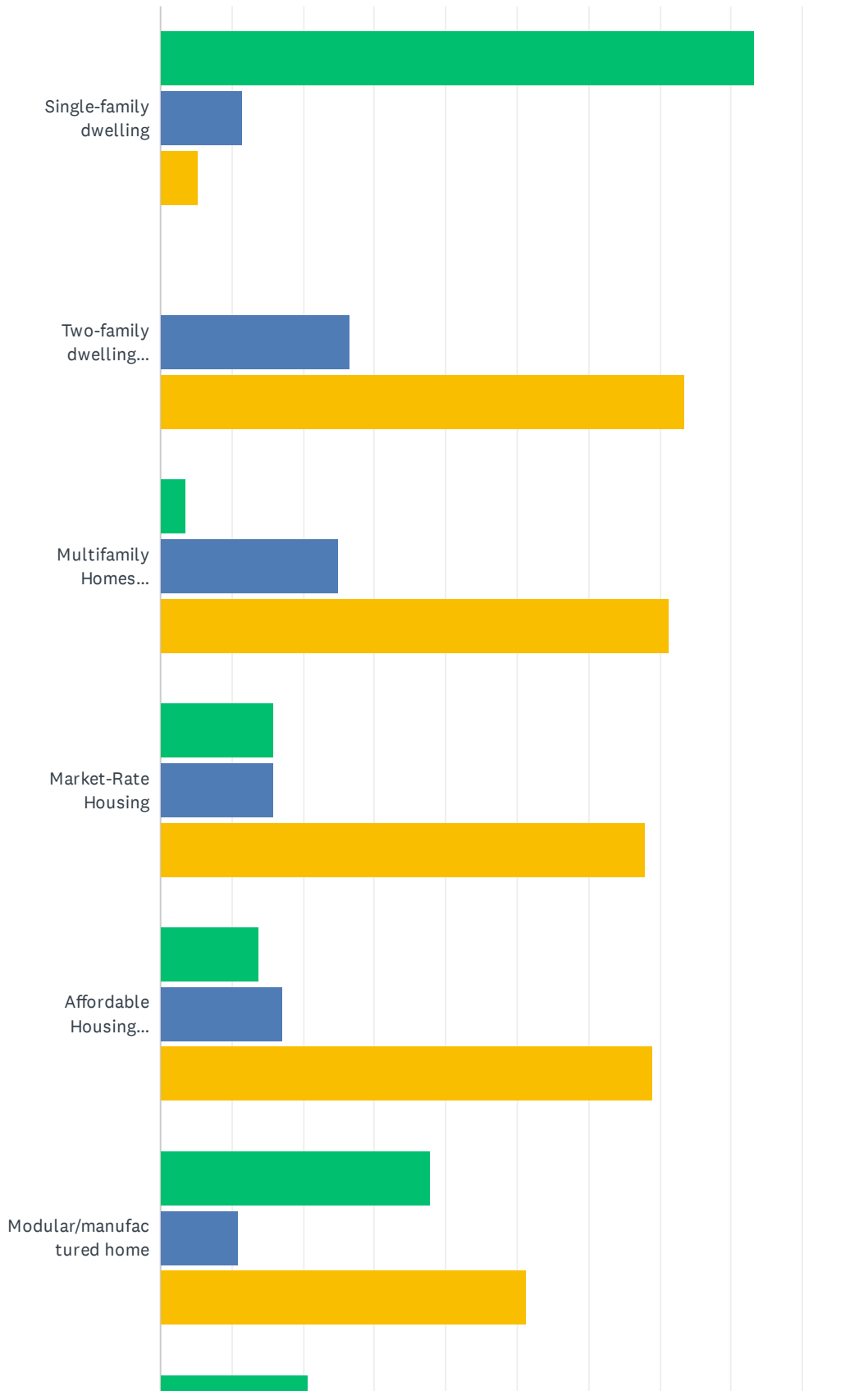
Answered: 125 Skipped: 7



ANSWER CHOICES	RESPONSES	
Yes	50.40%	63
No	49.60%	62
TOTAL		125

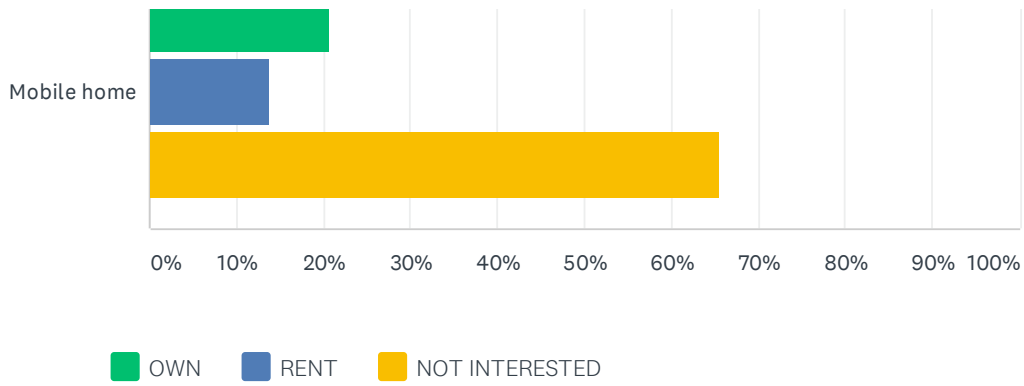
# Q15 Which one of the following housing types would be your first choice?

Answered: 85 Skipped: 47





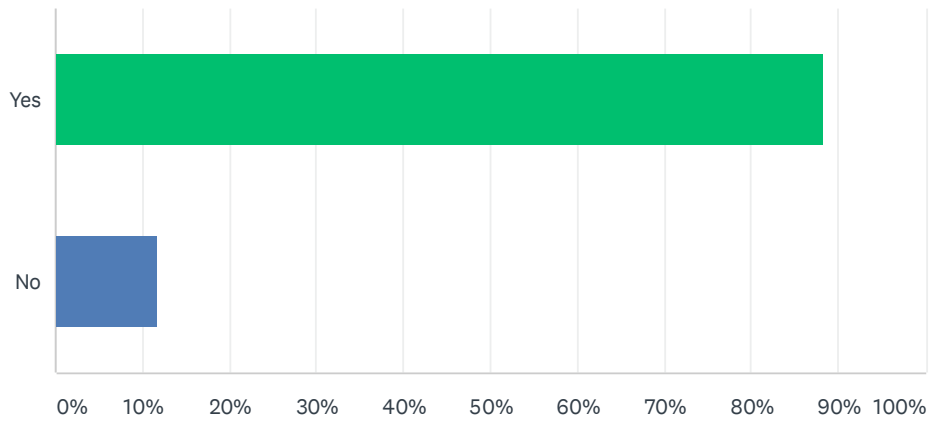
## Moore Haven Housing Survey



	OWN	RENT	NOT INTERESTED	TOTAL	WEIGHTED AVERAGE
Single-family dwelling	83.33% 65	11.54% 9	5.13% 4	78	1.00
Two-family dwelling (duplex/townhouse)	0.00% 0	26.67% 8	73.33% 22	30	1.00
Multifamily Homes (apartment complex)	3.57% 1	25.00% 7	71.43% 20	28	1.00
Market-Rate Housing	16.00% 4	16.00% 4	68.00% 17	25	1.00
Affordable Housing (income-restricted)	13.79% 4	17.24% 5	68.97% 20	29	1.00
Modular/manufactured home	37.84% 14	10.81% 4	51.35% 19	37	1.00
Mobile home	20.69% 6	13.79% 4	65.52% 19	29	1.00

Q16 Do you feel there is a lack of adequate housing options within Moore Haven? If NO, skip the following question.

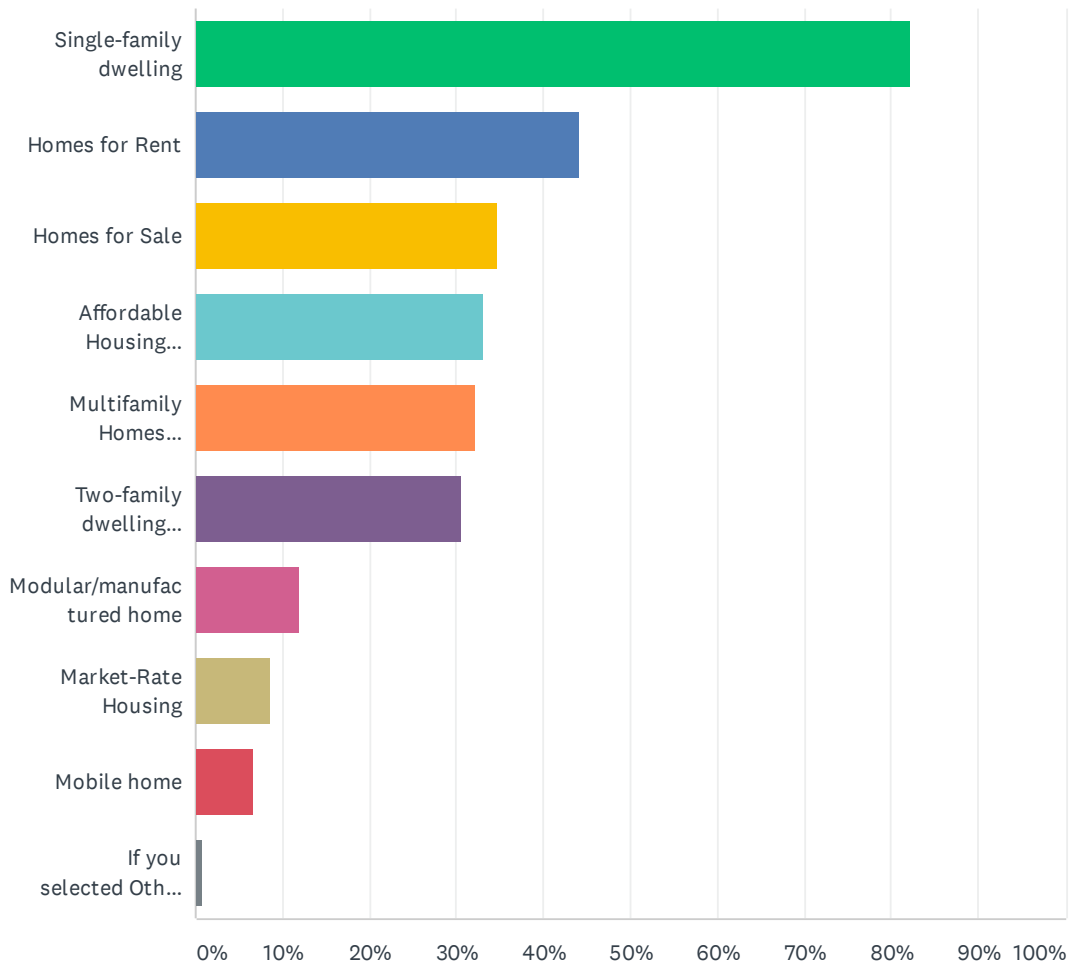
Answered: 119 Skipped: 13



ANSWER CHOICES	RESPONSES	
Yes	88.24%	105
No	11.76%	14
TOTAL		119

# Q17 What kind of housing should be built in Moore Haven? Select your top 3 choices.

Answered: 118 Skipped: 14



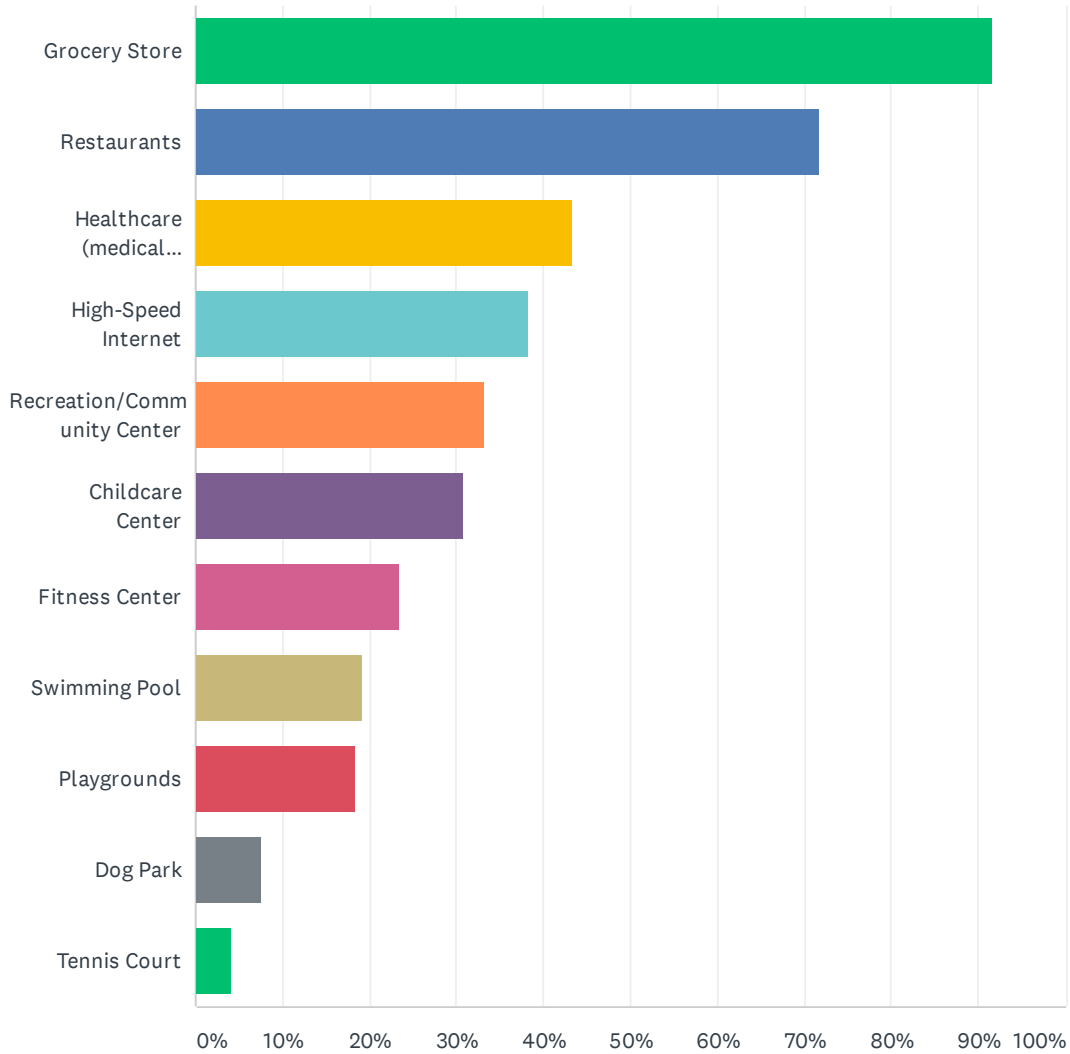
## Moore Haven Housing Survey

ANSWER CHOICES	RESPONSES	
Single-family dwelling	82.20%	97
Homes for Rent	44.07%	52
Homes for Sale	34.75%	41
Affordable Housing (income-restricted)	33.05%	39
Multifamily Homes (apartment complex)	32.20%	38
Two-family dwelling (duplex/townhouse)	30.51%	36
Modular/manufactured home	11.86%	14
Market-Rate Housing	8.47%	10
Mobile home	6.78%	8
If you selected Other, please specify:	0.85%	1
Total Respondents: 118		

#	IF YOU SELECTED OTHER, PLEASE SPECIFY:	DATE
1	houses with land	2/1/2020 12:24 AM

# Q18 What amenities would encourage you to move to Moore Haven? Select your top 3 choices.

Answered: 120 Skipped: 12



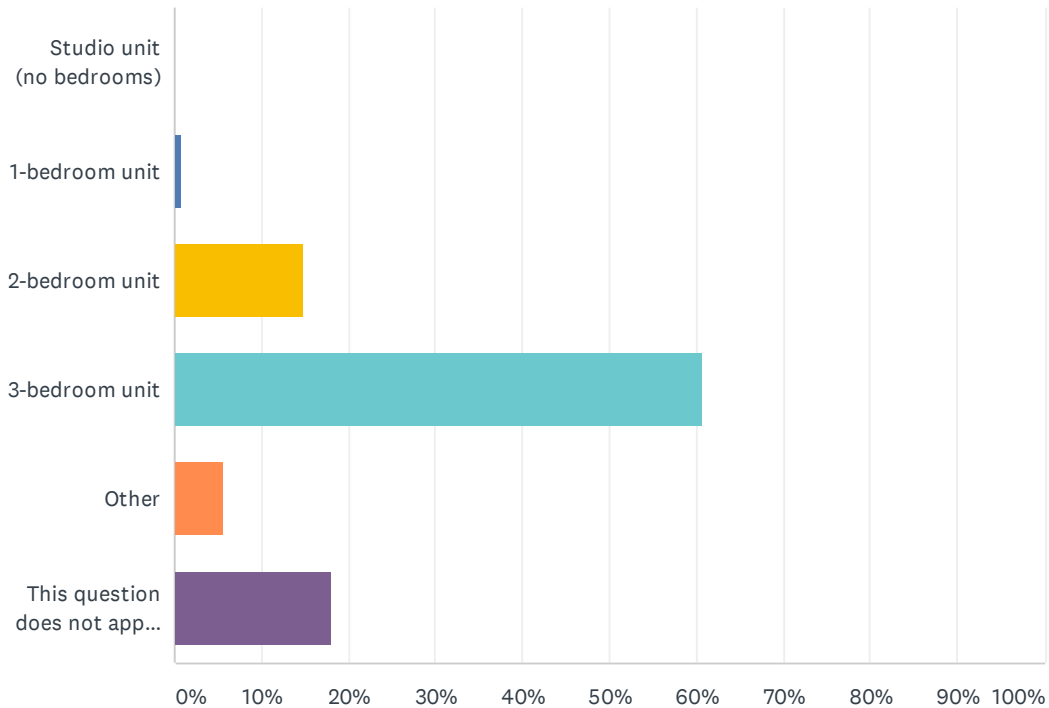
## Moore Haven Housing Survey

ANSWER CHOICES	RESPONSES	
Grocery Store	91.67%	110
Restaurants	71.67%	86
Healthcare (medical clinics, dentists)	43.33%	52
High-Speed Internet	38.33%	46
Recreation/Community Center	33.33%	40
Childcare Center	30.83%	37
Fitness Center	23.33%	28
Swimming Pool	19.17%	23
Playgrounds	18.33%	22
Dog Park	7.50%	9
Tennis Court	4.17%	5
Total Respondents: 120		

#	OTHER (PLEASE SPECIFY)	DATE
1	playgrounds and community swimming pool	2/7/2020 10:08 AM
2	and if the town wasn't filled with so many ratchet people	2/4/2020 9:25 AM
3	after school programs, coffee shop, stores, evening programs	2/4/2020 9:06 AM
4	meat house	2/3/2020 7:31 AM
5	Work	1/30/2020 1:08 PM

## Q19 How many bedrooms would you prefer in your housing unit?

Answered: 122 Skipped: 10

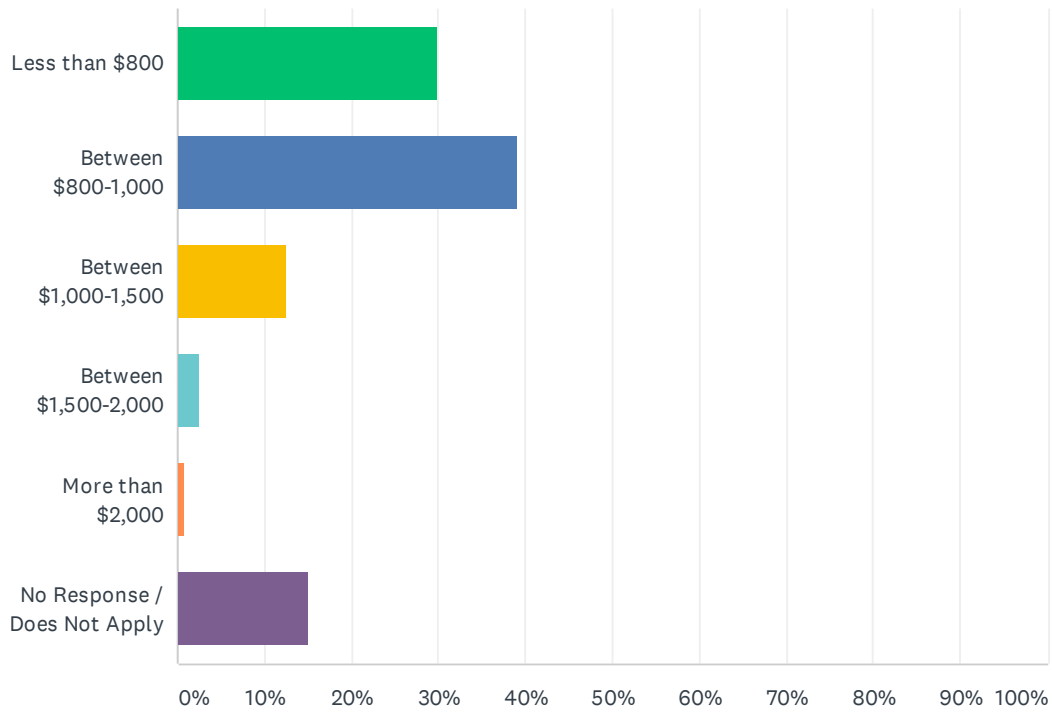


ANSWER CHOICES	RESPONSES
Studio unit (no bedrooms)	0.00% 0
1-bedroom unit	0.82% 1
2-bedroom unit	14.75% 18
3-bedroom unit	60.66% 74
Other	5.74% 7
This question does not apply to me	18.03% 22
<b>TOTAL</b>	<b>122</b>

#	IF YOU SELECTED OTHER, PLEASE SPECIFY:	DATE
1	3 or more bedrooms	2/10/2020 2:23 PM
2	4 or more	2/5/2020 1:10 PM
3	no future housing for me	2/5/2020 12:51 PM
4	I would like 3-4 bedrooms	2/4/2020 4:40 PM
5	4	2/4/2020 9:14 AM
6	5	1/30/2020 1:38 PM

## Q20 If interested in owning a home (single-family or condo), what would be your MAXIMUM monthly budget for a mortgage?

Answered: 120 Skipped: 12

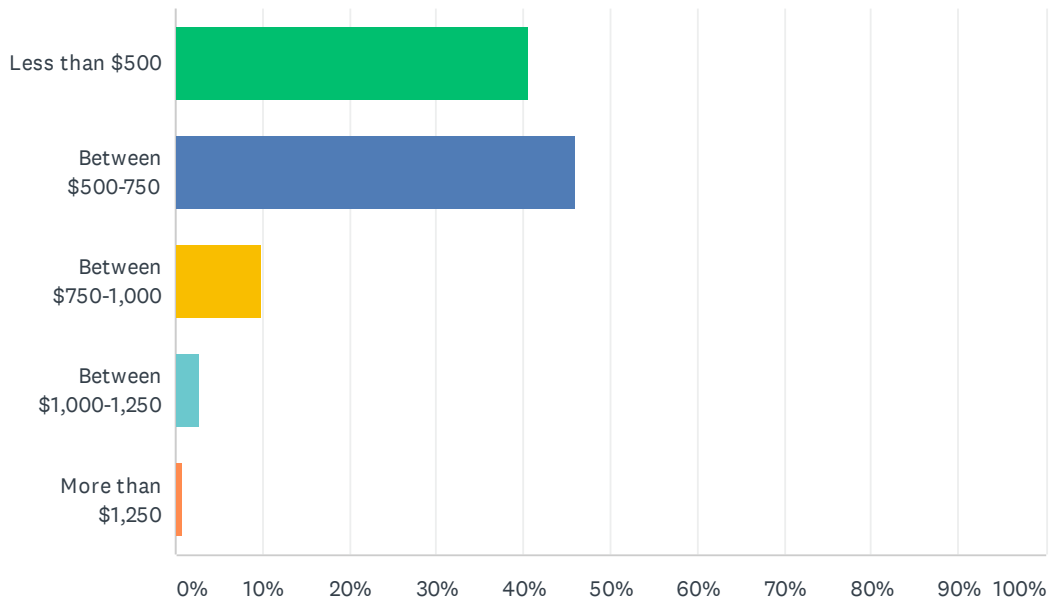


ANSWER CHOICES	RESPONSES	
Less than \$800	30.00%	36
Between \$800-1,000	39.17%	47
Between \$1,000-1,500	12.50%	15
Between \$1,500-2,000	2.50%	3
More than \$2,000	0.83%	1
No Response / Does Not Apply	15.00%	18
<b>TOTAL</b>		<b>120</b>



## Q21 What is your MAXIMUM monthly budget to RENT a 1-bedroom apartment?

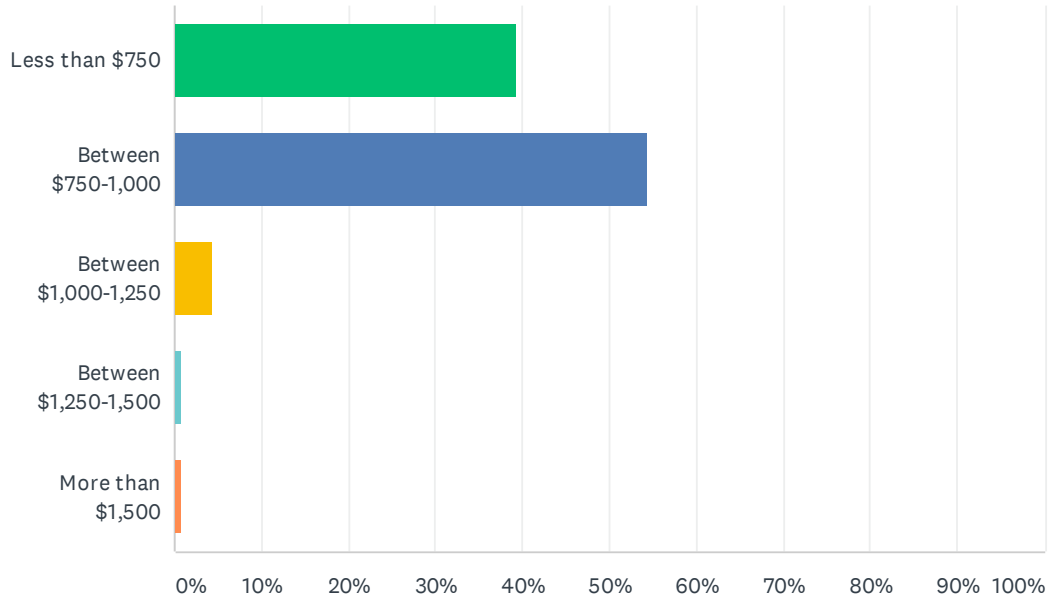
Answered: 111 Skipped: 21



ANSWER CHOICES	RESPONSES	
Less than \$500	40.54%	45
Between \$500-750	45.95%	51
Between \$750-1,000	9.91%	11
Between \$1,000-1,250	2.70%	3
More than \$1,250	0.90%	1
<b>TOTAL</b>		<b>111</b>

## Q22 What is your MAXIMUM monthly budget to RENT a 2-bedroom apartment?

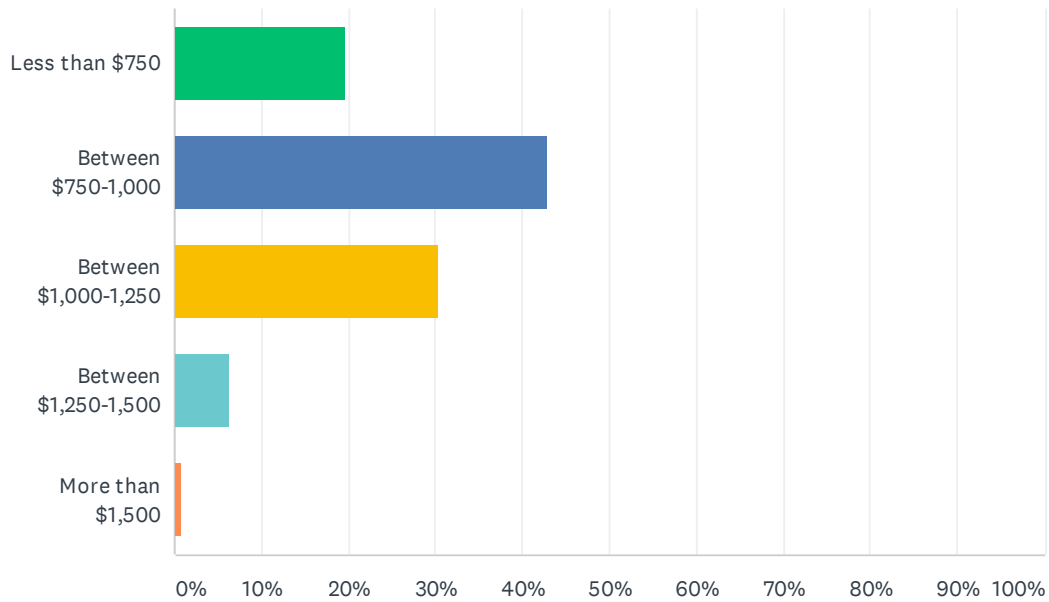
Answered: 112 Skipped: 20



ANSWER CHOICES	RESPONSES	
Less than \$750	39.29%	44
Between \$750-1,000	54.46%	61
Between \$1,000-1,250	4.46%	5
Between \$1,250-1,500	0.89%	1
More than \$1,500	0.89%	1
<b>TOTAL</b>		<b>112</b>

## Q23 What is your MAXIMUM monthly budget to RENT a 3-bedroom apartment?

Answered: 112 Skipped: 20



ANSWER CHOICES	RESPONSES	
Less than \$750	19.64%	22
Between \$750-1,000	42.86%	48
Between \$1,000-1,250	30.36%	34
Between \$1,250-1,500	6.25%	7
More than \$1,500	0.89%	1
<b>TOTAL</b>		<b>112</b>

**Q24 Please use this space to provide any additional feedback you feel is relevant to the development of new workforce housing in Moore Haven.**

Answered: 29 Skipped: 103

## Moore Haven Housing Survey

#	RESPONSES	DATE
1	There are not many options when purchasing a home and the few that are available are not cost effective. Would rather buy a new home than a pre-owed home if paying over my budget.	2/10/2020 2:25 PM
2	I grew up in Moore Haven and the community has always gained then loss of any vendor, apartments, etc. Our community needs a stable housing and vendors to be able to be successful for our small town.	2/10/2020 7:59 AM
3	We need more things for our youth to do.	2/7/2020 11:54 AM
4	Workforce housing will be beneficial for Moore Haven's community.	2/7/2020 10:52 AM
5	Housing is a problem because income do not meet the expense of adequate quality housing in the area in general.	2/7/2020 7:08 AM
6	Affordable housing with lots of extras, like one of the communities in Naples to attract people to stay.	2/6/2020 4:22 PM
7	I feel that housing costs should be lower in an area like Moore Haven, due to the income limitations	2/6/2020 2:37 PM
8	I think that the pay rate should increase in Glades county. There should be at least one grocery store and a sustainable restaurant. Families should be able to sit and eat on weekends it they want to in a local setting. This would keep the money in the county and town. Homestead teachers should have salary increases because they aren't going to leave here. Teachers who come form out of state will simple come , get their feet wet and leave after a while.	2/6/2020 1:31 PM
9	.	2/6/2020 11:06 AM
10	WITHOUT a grocery store, Moore Haven will never be able to attract, grow and maintain residents. It is sad that we, the current residents are going without one. OUR commissioners should be doing something about this for their current residents NOW! Then, maybe getting affordable and nice housing for us teachers would be an option.	2/5/2020 1:46 PM
11	Glades county can do better. We need access to a grocery store and more opportunities for employment	2/5/2020 12:58 PM
12	I don't live in Moore Haven, so I am not aware of any housing issues. I answered the questions to the best of my ability.	2/5/2020 12:49 PM
13	Glades County needs more Rental Housing.	2/5/2020 8:27 AM
14	An apartment complex with amenities such as a pool, exercise room, wireless access, community area would help the school district attract teachers.	2/5/2020 5:04 AM
15	Zoning needs to remove homes that are not repaired or condemned	2/4/2020 4:40 PM
16	Having an affordable grocery option that carries a variety of products, with fresh fruits, vegetables, and meats, that are in stock on most every occasion is very, very important. A restaurant and bar option would be extremely nice to network with work associates, family, and friends.	2/4/2020 2:16 PM
17	Internet services are direly needed. Hard to recognize how far behind this county is in the digital age with gigabyte spreading through the country.	2/4/2020 1:57 PM
18	Housing and job market goes hand in hand; likewise, restaurants and medical care/childcare are very important to young couples	2/4/2020 12:34 PM
19	up keep and over all appearance is very important	2/4/2020 12:24 PM
20	There has to be WORK for a work force...	2/4/2020 12:07 PM
21	Anyone who moves into Moore Haven proper will need access to Grocery stores, healthcare and trustworthy internet access/speed. Traveling 30-90 minutes to access grocery stores and healthcare is discouraging to current residents , let alone anyone considering moving to the area.	2/4/2020 9:59 AM
22	Housing has been done numerous times with all these different affordbale housing apartments available, but they always end up becoming runned down and accommodating crappy people who trash the place or that people don't feel comfortable living next to.	2/4/2020 9:28 AM

## Moore Haven Housing Survey

23	In order to grow Glades County you have to have people in elected positions that want it to grow. They have to be able to embrace the changes and help the community. Driving around Glades County and the City of Moore Haven it is SAD. Yards are over-grown, houses are run down, and no one does or says anything about it. The county and city need to join forces and get a grip that what use to be a very lovely quiet city, is no more. Kids walk the roads and do not move (because we have no sidewalks other than down the river, around the school, and around the river) and this does not look good. People are moving out of the city/county because the surrounding areas (LaBelle, Clewiston, Lake Placid) have better options for their families. If Glades County and/or City of Moore Haven want to have more potential, they need to clean it up and make it that quiet community it once was. Quiet does not mean it cannot grow...quiet just means pretty, calm, relaxing, and a place for families.	2/4/2020 9:12 AM
24	"Roof tops" are the only grow this community. Thank you for doing this.	2/4/2020 9:09 AM
25	Please provide the community with affordable housing to rent or own especially Law Enforcement Officers.	2/3/2020 1:14 PM
26	We need it really bad. The neighborhoods need to change and more stores need to be added. I live in a very small 2 bedroom old house, I PAY \$600. A month and it is too high. You will find nothing lower or better unless it is really run down and a shack. Its sad, but I have no alternatives.	2/2/2020 8:34 AM
27	They need to have more programs to help the community. Most of people in this town have low income, nobody think about this people. God create everybody equal.	1/31/2020 5:36 AM
28	Moore Haven looks deserted and there is nothing really attractive with the town. It needs to get an over haul and better attractions to boost the economy of the town and to get more people wanting to move in. A better looking town is more like to attract more people.	1/30/2020 12:52 PM
29	This Community (and County) needs to allow more business opportunities to come in. If there is no work, people leave to other counties to work. Less tax base income for the County and City. This means no growth. The inland port idea has been on the back burner or rocks for years now. We need jobs not only now but for our future generations as well.	1/30/2020 12:51 PM